



STEPS TO DOWNLOAD YOUR **M-TICKET**

You will require a wallet app on your phone to download your M-ticket.

1. SIGN IN

Scan this QR code to log in to your account at

<https://billetterie.rcstrasbourgalsace.fr>

Recommended browser :

 **IOS : SAFARI**

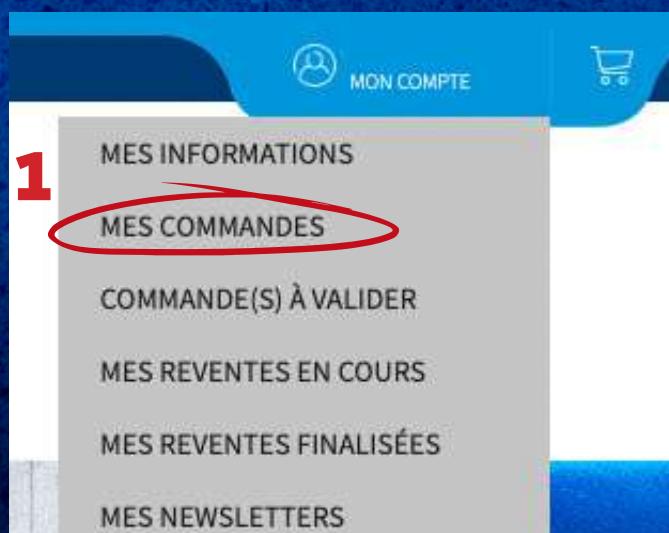
 **ANDROID : GOOGLE CHROME**

Fill in your credentials - account name and password :



2. MY ORDERS

Go to **MY ORDERS** ('MES COMMANDES'), select the order you wish to edit :



2



N° DE COMMANDE : 263454

Mardi 16 Aout 2022 à 18h51

MONTANT : 0,00€

Ebillet à imprimer

[Télécharger la facturette](#)

3. ASSIGN

For each seat you have booked click on **ASSIGN** ('ATTRIBUER'), to add some information about the recipient of the ticket.




You can then download your **M-TICKET**.



4. M-TICKET

Your M-TICKET is now available :

 **IOS** : the app is already installed on your smartphone : Simply tap ADD to add the ticket to your wallet




ANDROID :

IMPORTANT : the **M-TICKET** (pkpass) is not compatible with apps such as **Google Wallet, Samsung Wallet...**

We recommend you to download **WALLETPASSES** (a free app which is available on the Playstore)



Simply tap ⊕ to add the ticket to your wallet :



THE RC STRASBOURG TICKETING DEPARTMENT

Email : billetterie@rcstrasbourg.eu

ENJOY THE MATCH !